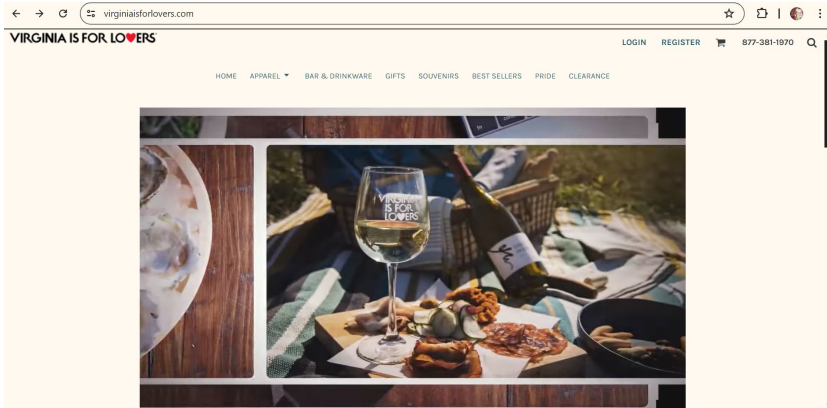


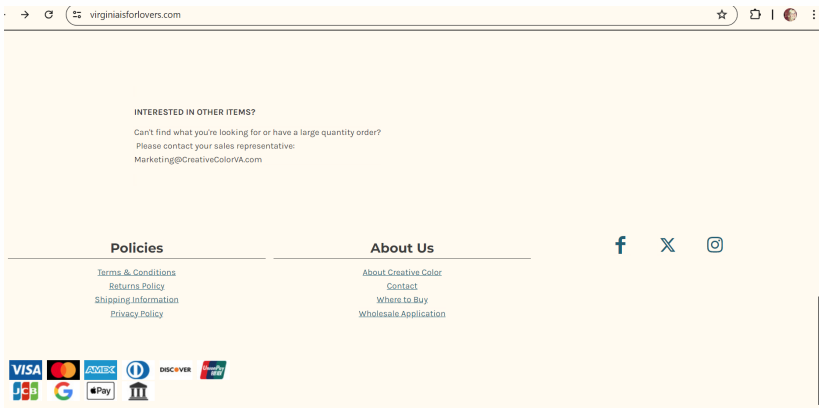
How to Create a Wholesale Account with Creative Color

If you do not have an account yet, please do the following –

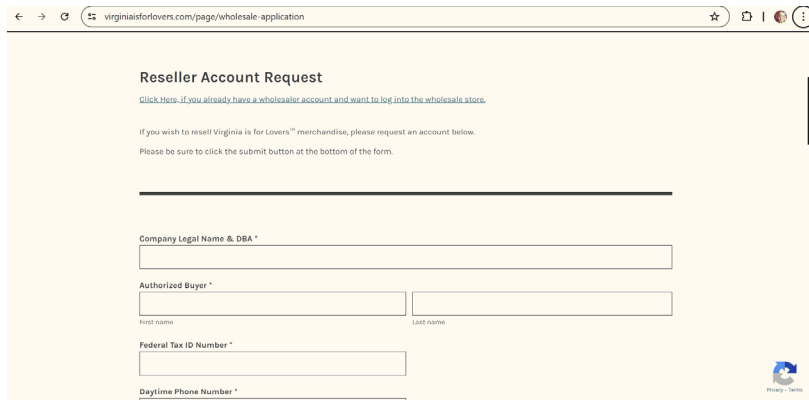
Step 1: Go to virginiaisforlovers.com



Step 2: Scroll to the bottom of the page and under the “About Us” section, click on “[Wholesale Application](#)”



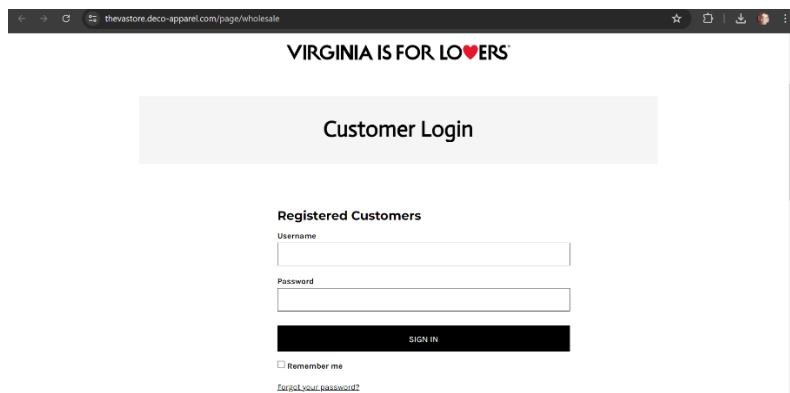
Step 3: Complete form



The screenshot shows a web browser window with the address bar displaying "virginiaisforlovers.com/page/wholesale-application". The page title is "Reseller Account Request". Below the title, there is a link: "Click Here: if you already have a wholesaler account and want to log into the wholesale store." A paragraph of text reads: "If you wish to resell Virginia is for Lovers™ merchandise, please request an account below. Please be sure to click the submit button at the bottom of the form." The form contains several input fields: "Company Legal Name & DBA" (a single wide field), "Authorized Buyer" (two fields for "First name" and "Last name"), "Federal Tax ID Number" (a single wide field), and "Daytime Phone Number" (a single wide field). A "Submit" button is located at the bottom right of the form area.

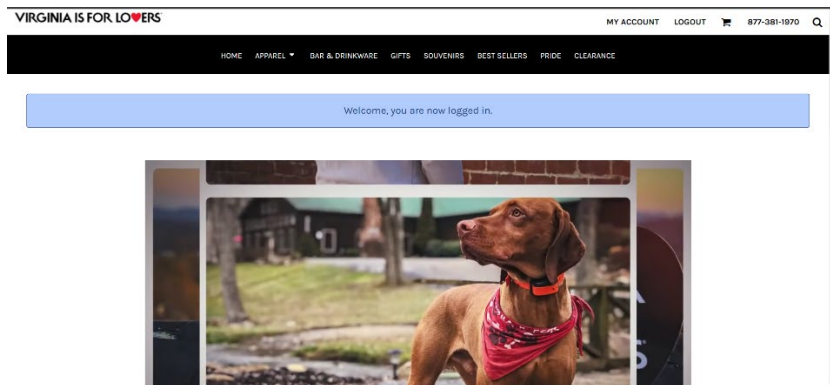
How to Place a Wholesale Order with Creative Color

Step 1: Log into your wholesale account

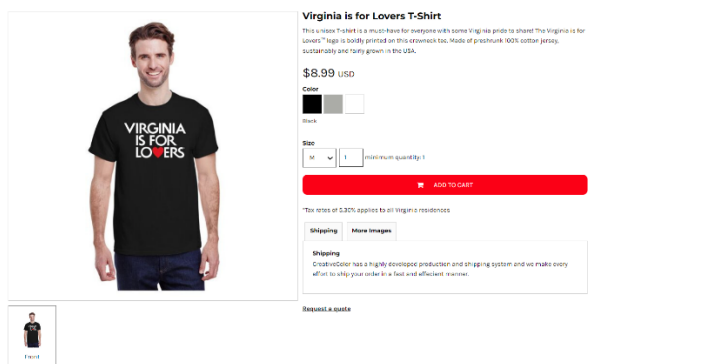


The screenshot shows a web browser window with the address bar displaying "thestore.deco-apparel.com/page/wholesale". The page features the "VIRGINIA IS FOR LOVERS" logo at the top. Below the logo is a large grey button labeled "Customer Login". Underneath this button is a section titled "Registered Customers" which contains a login form. The form has two input fields: "Username" and "Password". Below the password field is a black button labeled "SIGN IN". At the bottom of the form, there is a checkbox labeled "Remember me" and a link that says "Forgot your password?".

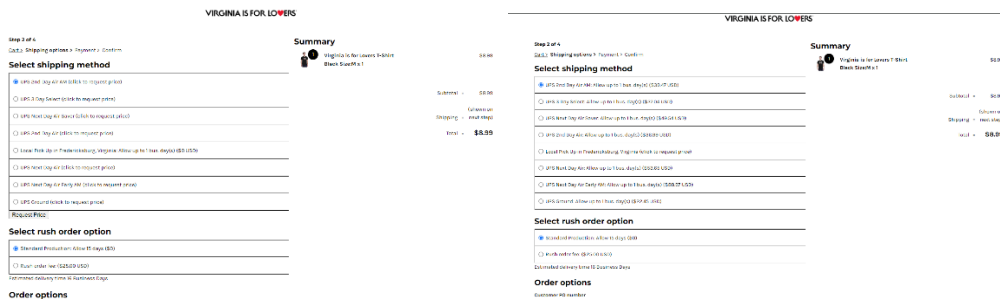
Step 2: Make sure you see “welcome, you are now logged in” at the top of the screen and begin to browse menu options at the top



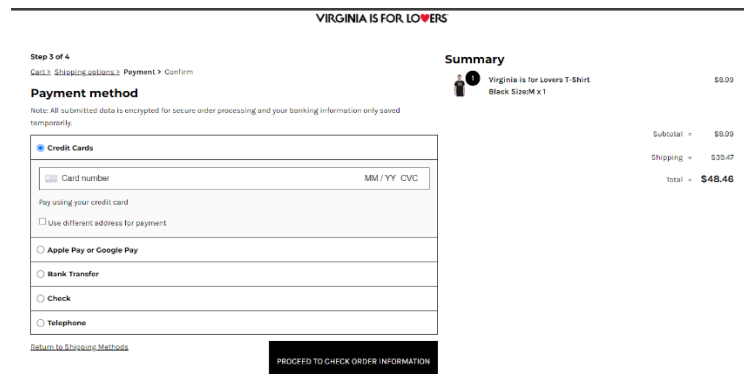
Step 3: Choose which item(s) you would like to purchase and select the color and size, if applicable. Then click “add to cart”



Step 4: Click on cart and select preferred shipping option. Note: If you click on “request price” underneath “select shipping method,” estimated prices will appear.



Step 5: Select payment method



Step 6: Click on “complete your order.”

VIRGINIA IS FOR LOVERS

Step 4 of 4

[Cart](#) > [Shipping options](#) > [Payment](#) > [Confirm](#)

Confirm order information

Please take time to verify your information is correct.

Billing & shipping address [change](#)

Valeria Guffy
vguffy@virginia.org
804-545-5588
901 E. Cary Street
Richmond, Virginia 23219
United States

Shipping information [change](#)

Method UPS Ground

Payment information [change](#)

Check

Summary



1 Virginia is for Lovers T-Shirt
Black Size: M x 1 \$8.00

Subtotal = \$8.99

Shipping = \$22.45

Total = **\$31.44**

All prices are in USD

COMPLETE YOUR ORDER